

CANHOPESTEEL

GUANGDONG CANHUANG STEEL GROUP CO., LTD.

SPECIALIZING IN STRUCTURAL STEEL FABRICATION AND FINISHING,
EQUIPPED WITH ADVANCED MACHINERY AND QUALITY CONTROL SYSTEMS,
DELIVERING INTEGRATED STEEL MANUFACTURING SOLUTIONS FOR GLOBAL CLIENTS

ADD: 1/F, BUILDING 4, HEADQUARTERS, LECONG STEEL WORLD,
FOSHAN, GUANGDONG, CHINA

WEBSITE: WWW.CANHOPESTEEL.COM

EMAIL: GDCHSTEEL@GMAIL.COM

WHATSAPP: +86 180 2741 8524



CANHOPE STEEL

-by Canhuang

CANHOPE STEEL

PROCESSING & MANUFACTURING PLANT

PRECISION STEEL FABRICATION
ADVANCED MACHINERY & TECHNOLOGY
RELIABLE QUALITY PRODUCTS




QUALITY AS GOLD
CREATING A STRONGER FUTURE

GUANGDONG CANHUANG STEEL GROUP CO., LTD.

WWW.CANHOPESTEEL.COM

CanHope Steel Processing & Finished Products Plant

Manufacturing Division of CanHope Steel Group



Committed to Quality · Dedicated to Innovation
Creating the Future Together

About the Factory



CanHope Steel Group is a leading domestic supplier and wholesaler of construction and structural steel materials in China.

Each year, the Group signs long-term cooperation agreements with major steel mills to secure a stable supply of raw materials for both domestic and international markets.

We serve large construction companies, engineering contractors, and material distributors in China and abroad.

To expand our capabilities and provide greater value to clients, CanHope Steel has established its own processing and finished products plant, where raw materials are transformed into high-quality structural components.

The factory specializes in C/Z purlins, purlin brackets, tie rods, anchor bolts, floor decking sheets,

Advanced Equipment & Capabilities

Equipped with advanced roll-forming, CNC bending, punching, welding, and coating lines, the factory ensures efficient production and precise quality control.

With strong processing capacity and experienced technicians, we can fabricate steel coils, pipes, profiles, and customized components according to specific project requirements.

Our products are widely used in industrial buildings, warehouses, commercial complexes, and steel structure systems at home and abroad.

Quality & Commitment


Certified by the ISO 9001 Quality Management System, CanHope Steel follows the philosophy of "Quality First, Reputation Supreme."

As a core manufacturing base of Guangdong CanHope Steel Group, our processing plant provides integrated steel supply and fabrication solutions, combining bulk supply, custom manufacturing, and efficient export logistics to serve global clients.


Production equipment

We are equipped with advanced structural steel production lines, and our comprehensive manufacturing facilities ensure the reliable production of high-quality primary members, secondary components, and cladding panels.

In addition, we have a professional engineering and on-site installation team with extensive experience in light and multi-story steel structure projects, providing integrated services from fabrication to installation.



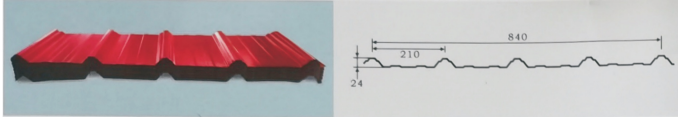
02



03

Roof Panel

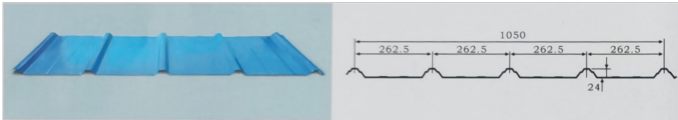
YX24-210-840 Large Rib Roof Panel




YX16-300-900 Edge Roof Panel




YX24-262.5-1050 Single Roof Panel



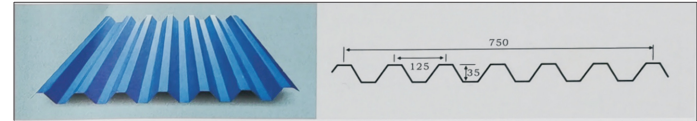
YX18-75-850 Corrugated Roof Panel




YX21-101.2-920 Single Roof Panel



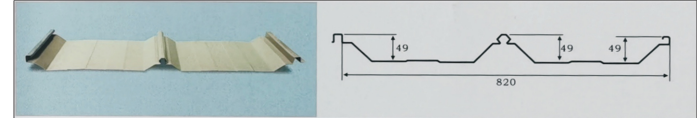
YX25-125-750 Single Roof Panel (V125)



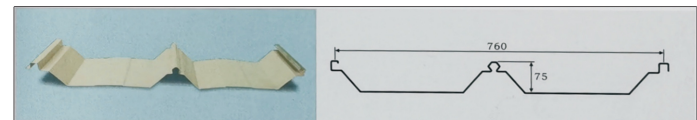
YX35-130-780 Corrugated Roof Panel




YX49-820 Concealed Fix Roof Panel



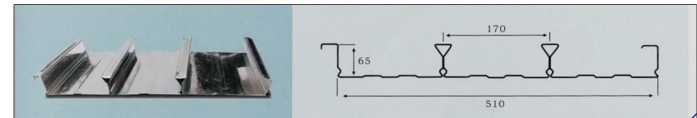
YX75-760 Concealed Fix Roof Panel



YX29-262.5-1050 Concealed Fix Roof Panel

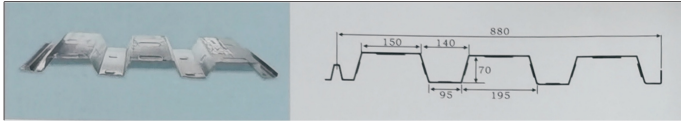


YX65-170-510 Closed Deck Floor Panel

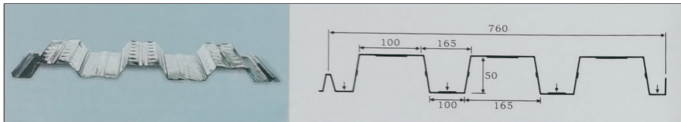


Steel Floor Deck

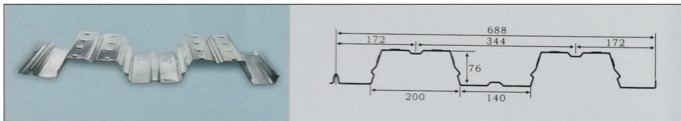
YX70-195-880 Floor Deck Panel



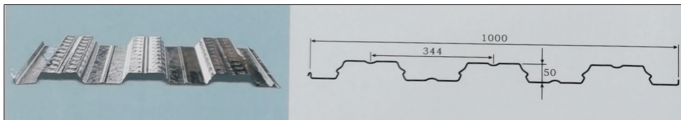
YX50-165-760 Floor Deck Panel



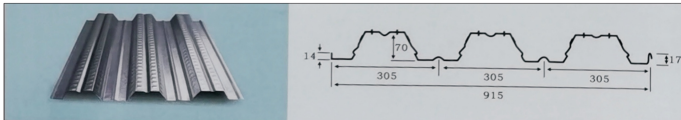
YX76-172-688 Floor Deck Panel



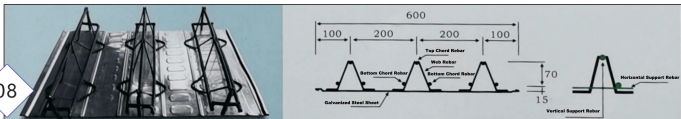
YX50-344-1000 Floor Deck Panel



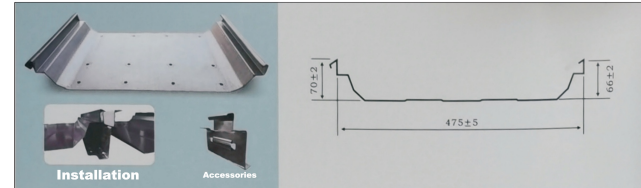
YX70-305-915 Floor Deck Panel



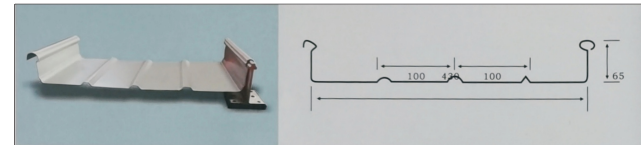
Steel Truss Floor Deck Panel




YX65-475 Standing Seam Roof Panel



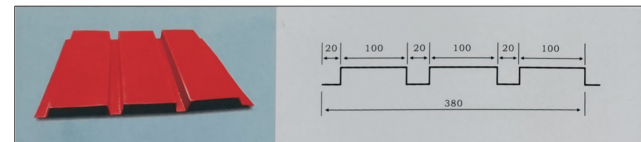
YX65-430 Aluminum-Magnesium-Zinc Standing Seam Panel



YX90-1170 (950) Truck Body Panel




YX20-190-380 Advertising Roof Panel

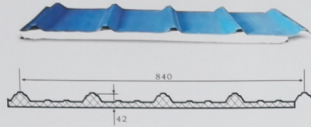


Heat Shield

1050# Foam Insulated Roof Panel



840# Foam Insulated Roof Panel



1050# Glass Wool Insulated Roof Panel (30mm / 50mm)



Sandwich Panels

Glass Magnesium Board




950#/1150# Glass Wool Sandwich Panel




1150# Foam Core Sandwich Panel



1150# Rock Wool Sandwich Panel




Male-Female Joint Connection



Color Coated Steel Sheet

Rock Wool Board

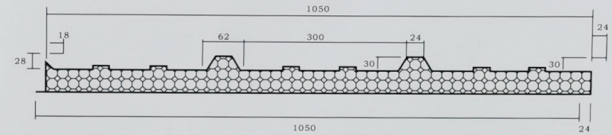
1050# Foam Core Roof Panel




Fixed with Locking Clip



Seam-lock Joint



950# Rock Wool / Glass Wool Sandwich Roof Panel




Male-Female Joint Connection



Cap Flashing Waterproof Installation with Cap Flashing

Glazed Tile



Trapezoidal Glazed Roof Tile



Ridge Cap Tile




Synthetic Resin Roof Tile




Glazed Roof Tile




Translucent Roof Sheet



Color-coated Roofing Sheet
(Red / Blue)



Grass-pattern Color Steel Sheet



Decorative Grass-pattern Fence Panel




Trapezoidal Glazed Roof Tile




Skylight Roof Workshop




Skylight Roof Design



Transparent Curved Roof Sheet




Conveyor Belt Cover



Single-side Curved
Skylight Panel

Accessories Series



Stainless Steel Gutter



Galvanized Tie Rod



Embedded Anchor Bolt



Ventilator
Roof Turbine Vent



High-strength Bolt



PVC-coated Steel Wire




Shear Stud (Welding Stud)



Glass Wool Insulation



Clamp & Fastener Series



Secondary Purlin / Sub-purlin



Nylon Head Self-drilling Screw



Sleeve / Coupling Sleeve



High-strength Chemical Anchor Bolt



Color-coated Nylon Head Self-drilling Screw Series



Hook Bolt / J-bolt




16


Type 760 Roof Panel




Type 820 Roof Panel



Roof Clip / Panel Clip



Galvanized Gutter / Steel Water Channel



Steel Mesh



Galvanized Tie Rod / Galvanized Diagonal Tie Rod




Hanger Bracket



Angle Bracket



PVC Gutter / PVC Water Channel




End Closure / Edge Closure

Cover Trim / Edge Capping

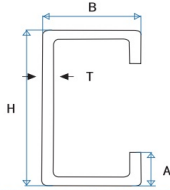


Edge Trim



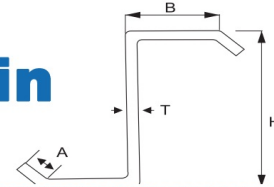
17

C Purlin



Model	Dimension (mm)				Material Width (mm)	Weight (kg/M)	
	H	B	A	T			
8#	80	30	12	1.2	147	1.385	
	80	30	12	1.5		1.731	
	80	30	12	1.7		1.962	
10#	100	35	15	1.3	178	1.817	
	100	35	15	1.5		2.096	
	100	35	15	1.7		2.375	
	100	35	15	1.8		2.515	
	100	35	15	2.0		2.795	
	100	35	15	2.0		204	3.203
	100	35	15	2.0		235	3.69
12#	120	40	18	2.0	204	3.203	
	120	40	18	2.0	235	3.69	
	120	50	20	2.0	255	4.004	
14#	140	50	20	2.0	255	4.004	
	140	60	20	2.0	275	4.318	
	140	70	20	2.0	295	4.632	
	140	50	20	2.5	255	5.005	
	140	60	20	2.5	275	5.397	
	140	70	20	2.5	295	5.79	
16#	160	60	20	2.0	295	4.632	
	160	70	20	2.0	315	4.946	
	160	80	20	2.0	335	5.26	
	160	60	20	2.5	295	5.79	
18#	160	70	20	2.5	315	6.182	

Z Purlin



Model	Dimension (mm)				Material Width (mm)	Weight (kg/M)
	H	B	A	T		
18#	180	60	20	2.0	315	4.946
	180	70	20	2.0	335	5.26
	180	80	20	2.0	355	5.574
	180	60	20	2.5	315	6.182
	180	70	20	2.5	335	6.575
	180	80	20	2.5	355	6.967
20#	200	60	20	2.0	335	5.26
	200	70	20	2.0	355	5.574
	200	80	20	2.0	375	5.888
	200	60	20	2.5	335	6.575
	200	70	20	2.5	355	6.967
	200	80	20	2.5	375	7.36
22#	220	70	20	2.0	375	5.888
	220	75	20	2.0	385	6.045
	220	70	20	2.5	375	7.36
	220	75	20	2.5	385	7.556
25#	250	75	20	2.0	415	6.516
	250	75	20	2.5	275	8.145
	250	75	20	2.75	295	8.959
	250	75	20	3.0	295	9.774
30#	300	70	20	2.0	315	7.301
	300	80	20	2.0	335	7.922
	300	60	20	2.5	295	10.04
	300	70	20	2.5	315	11.19

Model	Dimension (mm)				Material Width (mm)	Weight (kg/M)
	H	B	A	T		
14#	140	50	20	2.0	255	4.004
	140	60	20	2.0	275	4.318
	140	70	20	2.0	295	4.632
	140	50	20	2.5	255	5.005
	140	60	20	2.5	275	5.397
	140	70	20	2.5	295	5.79
	16#	160	60	20	2.0	295
160		70	20	2.0	315	4.946
160		80	20	2.0	335	5.26
160		60	20	2.5	295	5.79
160		70	20	2.5	315	6.182
160		80	20	2.5	335	6.575
18#	180	60	20	2.0	315	4.946
	180	70	20	2.0	335	5.26
	180	80	20	2.0	355	5.574
	180	60	20	2.5	315	6.182
	180	70	20	2.5	335	6.575
	180	80	20	2.5	355	6.967
20#	200	60	20	2.0	335	5.26
	200	70	20	2.0	355	5.574
	200	80	20	2.0	375	5.888
	200	60	20	2.5	335	6.575
	200	70	20	2.5	355	6.967
	200	80	20	2.5	375	7.36

Model	Dimension (mm)				Material Width (mm)	Weight (kg/M)
	H	B	A	T		
22#	220	70	20	2.0	375	5.888
	220	75	20	2.0	385	6.045
	220	70	20	2.5	375	7.36
	220	75	20	2.5	385	7.556
25#	250	75	20	2.0	415	6.516
	250	75	20	2.5	415	8.145
	250	75	20	3.0	415	9.774
30#	300	75	20	2.0	465	7.301
	300	80	20	2.5	475	9.322
	300	75	20	2.75	465	10.04
	300	80	20	3.0	475	11.19